

ProSEM News

Information about:
Upcoming release
New optional features
Operating system support
New webpages
Helpful hints

ProSEM

Advancing the Standard

ProSEM makes automated feature size (CD) measurements from your saved SEM images, with a user interface designed for simplicity and productivity.

Coming Soon: Version 3

Version 3 of ProSEM will be released in the near future. Watch for more information soon.

Unlike other GenISys products, ProSEM uses version-based licensing, rather than time-based. This means all updates to version 2 (and there have been many) have been included in your version 2 license purchase, with no annual maintenance fees.

Version 3 will be a paid upgrade for those with Version 2 license, and all subsequent updates to Version 3 will be included in that one-time upgrade fee. Please contact your regional GenISys sales for more details. Customers who purchased ProSEM version 2 after June 1, 2020 will get a Version 3 license at no cost.

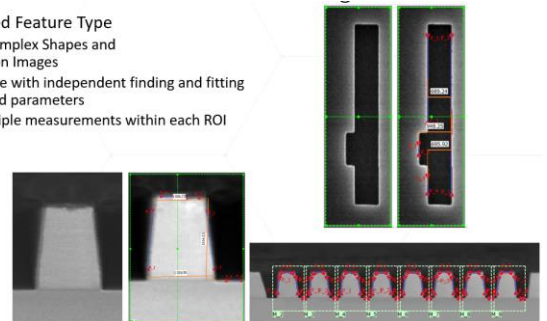
Optional Add-On Features

The Version 3 release will offer two add-on packages. These are advanced capabilities and are individually available for an additional fee.

Additional details and demonstrations will be available soon.

Optional Package: Advanced Contour and Cross-Section Measurements

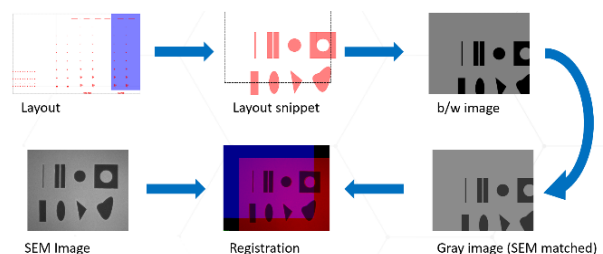
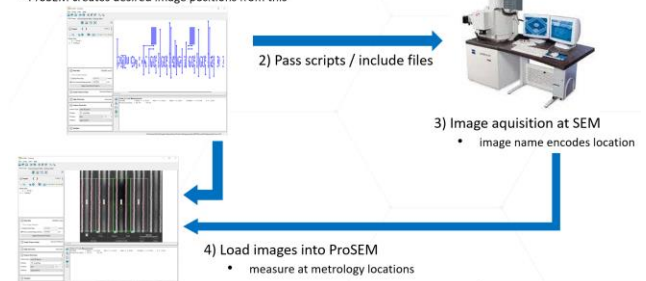
- New Advanced Feature Type
 - Measure Complex Shapes and Cross-Section Images
 - Fit each edge with independent finding and fitting methods and parameters
 - Define multiple measurements within each ROI



Optional Package: Layout Integration

Layout based definition of metrology positions

- ProSEM creates desired image positions from this



Operating System Support

Version 3 will be released for these operating systems:

- Windows 10
- RedHat/Centos 7 and 8
- Ubuntu 18 and 20

If you have any questions about supported operating systems, email us: prosem@genisys-gmbh.com

New Webpages

More webpages have been added to demonstrate ProSEM applications and provides examples for use, specifically for Python Scripting applications.

New topics include:

- Overview of Formulas and Scripting
- Exporting Images
- Exporting Data in Custom Formats
- Plotting Data
- An extensive reference for script capabilities

Find these new pages at:

<http://prosem.genisys-gmbh.com>

and then select "ProSEM In Action"

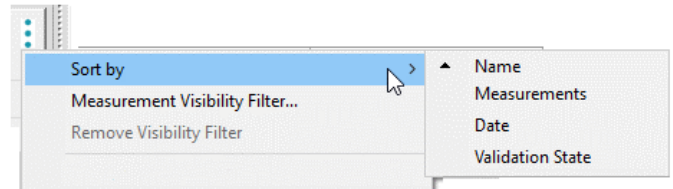
If you have suggestions for more topics that you would like to see covered here, send us an email at:

prosem@genisys-gmbh.com

Did You Know? Image Sorting

The sorting of the image names in the Images panel can be selected using the Additional Features Menu (the three dots). Sort options include:

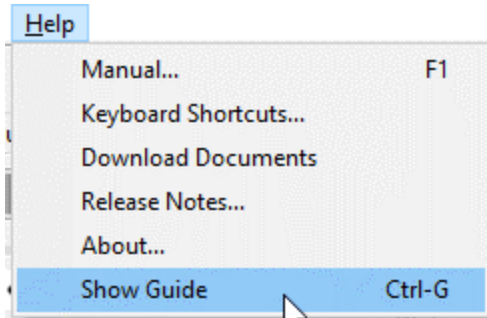
- Alphabetic by Filename
- By Measured/Unmeasured
- Image Date
- Measurement Validation State



Did You Know? Hints & Help

ProSEM has multiple sources of help for you:

- The full manual is always available in the Help menu, or with the F1 function key



- Also in the Help menu, "Show Guide" will open a floating window with helpful information for the panel under the cursor.



www.genisys-gmbh.com

Europe: **GenISys** GmbH
Eschenstraße 66
82024 Taufkirchen – Germany
Phone +49 (0)89 3309197-60
Fax +49 (0)89 3309197-61
E-mail info@genisys-gmbh.com

North America: **GenISys** Inc
Phone +1 (408) 353-3951
E-mail usa@genisys-gmbh.com

Asia Pacific: **GenISys** KK
Phone +81 (3) 6423-0611
E-mail apsales@genisys-gmbh.com